



FLOOR BOXES

Powerhowse Electric is proud to present In-Floor Distribution Box Solutions for Power, Data and AV Services Installation, fabricated by Powerhowse Electric and electro-plated for protection. Supplying a large range of indoor and outdoor Floor Box since the very beginning, they are generally supplied as complete units unless other wise specified by the customer ordering.


We supply our boxes to any specification all lids fit every option of box. We can also design and manufacture specific boxes to suit your needs. Let us know what you are looking for we will let you know what we can do for you.



**Standard
Floor Box**



Cat6 Floor Box



**Wide Jumbo
Floor Box**



**Wide & Deep
Jumbo Floor Box**



FLOOR BOXES

STANDARD FLOOR BOX

Our original Cat5e rated standard floor box can hold 2 x Z Brackets

Standard Lid and Frame (225 x 225mm)

Standard Box (205 x 200 x 65 Deep)



Also comes with: 2x Z Brackets, Safety Lid, Screw Pack, Earth Lead, Grout Plug and Fitting Instructions

CODE	DESCRIPTION	POWER/DATA OUTLET OPTIONS
20024	2 SWITCHED POWER OUTLETS	OPTION 1 2x Z BRACKETS (<i>1 to hold HPM socket and 1 to hold data connectors</i>) 1x HPM792 DOUBLE SWITCHED POWER POINT
20049	4 SWITCHED POWER OUTLETS	OPTION 2x Z BRACKETS (<i>2 to hold HPM socket</i>) 2x HPM792 DOUBLE SWITCHED POWER POINT
	NO POWER	OPTION 3 2x Z BRACKETS (<i>2 to hold data connectors</i>)
20056	4 UNSWITCHED POWER OUTLETS	OPTION 4 2x Z BRACKETS (<i>1 to hold PDL Sockets and 1 to hold data connectors</i>) 4x PDL 193 UNSWITCHED POWER POINTS
	8 UNSWITCHED POWER OUTLETS	OPTION 5 2x Z BRACKETS (<i>2 to hold PDL Sockets</i>) 8x PDL 193 UNSWITCHED POWER POINTS




FLOOR BOXES

CAT6 FLOOR BOX

Lockable Middle Cable Exit Lid (225 x 225mm)

Jumbo Box (205 x 305 x 65 Deep)



Also comes with: 2x Z Brackets, Safety Lid, Screw Pack, Earth Lead, Grout Plug and Fitting Instructions

CODE	DESCRIPTION	POWER/DATA OUTLET OPTIONS
20028	4 UNSWITCHED POWER OUTLETS	OPTION 1 2x Z BRACKETS (<i>1 to hold PDL socket and 1 to hold data connectors</i>) 4x PDL193 UNSWITCHED POWER POINTS
20080	2 SWITCHED POWER OUTLETS	OPTION 2 2x Z BRACKETS (<i>1 to hold HPM socket and 1 to hold data connectors</i>) 1x HPM792 DOUBLE SWITCHED POWER POINT
20057	NO POWER	OPTION 3 2x Z BRACKETS (<i>1 to hold data connectors and 1 blank Z Bracket</i>)




FLOOR BOXES

JUMBO FLOOR BOX CAT 5E

Standard Lid and Frame (225 x 225mm)

Jumbo Box (205 x 305 x 65 Deep)

Types 25 – 32mm




Also comes with: 4x Z Brackets, Safety Lid, Screw Pack, Earth Lead, Grout Plug and Fitting Instructions

CODE	DESCRIPTION	POWER/DATA OUTLET OPTIONS
20021	4 SWITCHED POWER POINTS	OPTION 1 4x Z BRACKETS (2 to hold HPM socket and 2 to hold data connectors) 2x HPM792 DOUBLE SWITCHED POWER POINT
	6 SWITCHED POWER OUTLETS	OPTION 2 4x Z BRACKETS (3 to hold HPM socket and 1 to hold data connectors) 3x HPM792 DOUBLE SWITCHED POWER POINT
	8 SWITCHED POWER OUTLETS	OPTION 3 4x Z BRACKETS (4 to hold HPM792 socket) 4x HPM792 DOUBLE SWITCHED POWER POINT
	NO POWER – WITH SOLID LIP LID	OPTION 4 4x Z BRACKETS (4 to hold data connectors)
	8 UNSWITCHED POWER OUTLETS – WITH SOLID LIP LID	OPTION 5 4x Z BRACKETS (2 to hold PDL sockets and 2 to hold data connectors) 8x PDL193 UNSWITCHED POWER POINTS
	16 UNSWITCHED POWER OUTLETS – WITH SOLID LIP LID	OPTION 6 4x Z BRACKETS (3 to hold PDL Sockets and 1 to hold data connectors) 12x PDL193 UNSWITCHED POWER POINTS
	16 UNSWITCHED POWER OUTLETS – WITH SOLID LIP LID	OPTION 7 4x Z BRACKETS (4 to hold PDL Sockets) 16x PDL193 UNSWITCHED POWER POINTS



FLOOR BOXES



JUMBO WIDE FLOOR BOX

Solid Lid and Frame (225 x 225mm)

Jumbo Wide Square Box (350 x 350 x 75 Deep)

Also comes with: 4x Z Brackets, Safety Lid, Screw Pack, Earth Lead, Grout Plug and Fitting Instructions

CODE	DESCRIPTION	POWER/DATA OUTLET OPTIONS
	2 SWITCHED POWER OUTLETS	OPTION 1 4x Z BRACKETS (1 to hold HPM socket and 3 to hold data connectors) 1x HPM792 DOUBLE SWITCHED POWER POINT
	4 SWITCHED POWER OUTLETS	OPTION 2 4x Z BRACKETS (2 to hold HPM socket and 2 to hold data connectors) 2x HPM792 DOUBLE SWITCHED POWER POINTS
	6 SWITCHED POWER OUTLETS	OPTION 3 4x Z BRACKETS (3 to hold HPM socket and 1 to hold data connectors) 3x HPM792 DOUBLE SWITCHED POWER POINTS
	8 SWITCHED POWER OUTLETS	OPTION 4 4x Z BRACKETS (4 to hold HPM socket) 4x HPM792 DOUBLE SWITCHED POWER POINTS
	NO POWER	OPTION 5 4x Z BRACKETS (4 to hold data connectors)
20038	4 UNSWITCHED POWER OUTLETS	OPTION 6 4x Z BRACKETS (1 to hold PDL sockets and 3 to hold data connectors) 4x PDL193 UNSWITCHED POWER POINTS
20037	8 UNSWITCHED POWER OUTLETS	OPTION 7 4x Z BRACKETS (2 to hold PDL Sockets and 2 to hold data connectors) 8x PDL193 UNSWITCHED POWER POINTS
	12 UNSWITCHED POWER OUTLETS	OPTION 8 4x Z BRACKETS (3 to hold PDL Sockets and 2 to hold data connectors) 12x PDL193 UNSWITCHED POWER POINTS
	16 UNSWITCHED POWER OUTLETS	OPTION 9 4x Z BRACKETS (4 to hold PDL Sockets) 16x PDL193 UNSWITCHED POWER POINTS



FLOOR BOXES



JUMBO WIDE DEEP FLOOR BOX

Solid Lid and Frame (225 x 225mm)

Jumbo Wide Square Box (350 x 350 x 125 Deep)

Also comes with: 4x Z Brackets, Safety Lid, Screw Pack, Earth Lead, Grout Plug and Fitting Instructions

CODE	DESCRIPTION	POWER/DATA OUTLET OPTIONS
	2 SWITCHED POWER OUTLETS	OPTION 1 4x Z BRACKETS (1 to hold HPM socket and 3 to hold data connectors) 1x HPM792 DOUBLE SWITCHED POWER POINT
	4 SWITCHED POWER OUTLETS	OPTION 2 4x Z BRACKETS (2 to hold HPM socket and 2 to hold data connectors) 2x HPM792 DOUBLE SWITCHED POWER POINTS
	6 SWITCHED POWER OUTLETS	OPTION 3 4x Z BRACKETS (3 to hold HPM socket and 1 to hold data connectors) 3x HPM792 DOUBLE SWITCHED POWER POINTS
	8 SWITCHED POWER OUTLETS	OPTION 4 4x Z BRACKETS (4 to hold HPM socket) 4x HPM792 DOUBLE SWITCHED POWER POINTS
	NO POWER	OPTION 5 4x Z BRACKETS (4 to hold data connectors)
20058	4 UNSWITCHED POWER OUTLETS	OPTION 6 4x Z BRACKETS (1 to hold PDL sockets and 3 to hold data connectors) 4x PDL193 UNSWITCHED POWER POINTS
	8 UNSWITCHED POWER OUTLETS	OPTION 7 4x Z BRACKETS (2 to hold PDL Sockets and 2 to hold data connectors) 8x PDL193 UNSWITCHED POWER POINTS
	12 UNSWITCHED POWER OUTLETS	OPTION 8 4x Z BRACKETS (3 to hold PDL Sockets and 2 to hold data connectors) 12x PDL193 UNSWITCHED POWER POINTS
	16 UNSWITCHED POWER OUTLETS	OPTION 9 4x Z BRACKETS (4 to hold PDL Sockets) 16x PDL193 UNSWITCHED POWER POINTS





FLOOR BOXES – LID & FRAME

All Lids Fit Every Box



Standard Flush Notched Lid

This lid is ideal for our Standard Floor box, two of the corners are notched to allow cable exit. Stainless Steel Flush also available.



Standard Recessed Notched Lid

Ideal lid option to install your carpet in.



Terrazzo Lid – Timber Floor


This lid is ideal for timber floor application. Above picture shows the lid and frame when it's closed in the floor, to open the lid you will require a suction cup to lift the lid.



FLOOR BOXES – LID & FRAME

Cat6 Recessed Lid

This lid allows the cable to exit out the middle slot, this slot can be closed with the infill block when not in use.



Solid Hinge Lip Recessed Lid

The lip on this lid is dropped into the box to allow the cable to exit this box.



Recessed with Hole

This lid is used when the office furniture being used allows cabling to pass up the legs of the furniture. The leg sits over the hole and the cable runs from the box up the leg of the desk.



CODE	DESCRIPTION
20035	Standard Recessed Notched
20031	Standard Flush Notched
20081	Terrazzo Stainless Steel
-	Terrazzo Cast Aluminium
20030	CAT6 – Locakable with middle cable exit
20034	Solid Lip Recessed




FLOOR BOXES – BRACKETS



PDL193 Z Bracket



HPM792 Z Bracket



Blank Z Bracket



4 X RJ45 Z Bracket



6 X RJ45 Z Bracket



Audio Visual Z Bracket



10 x Audio Visual Z Bracket



CMS Starter Plug Z Bracket

DESCRIPTION	DIMENSIONS
PDL193 Z Bracket	185L x 60W x 40H mm
HPM792 Z Bracket	170L x 50W x 50H mm
4 x RJ45 Bracket	175L x 65W x 50H mm
6 x RJ45 Z Bracket	170L x 65W x 60H mm
Audio Visual Z Bracket	185L x 65W x 45H mm
Blank Z Bracket	170L x 50W x 50H mm
10 x Audio Visual Z Bracket	175L x 95W x 85H mm
CMS Starter Plug Z Bracket	170L x 100W x 100H mm




FLOOR BOXES – ACCESSORIES



These accessories are supplied with the boxes for installation:

- **Safety Plate** should be used once the boxes are installed into the concrete and before the accessories are fitted.
- **Earth Leads** are wires used to earth all components of the box to the body of the box
- **Screw packs** come with the screws needed to complete your box
- **Grout Plug** is made of polystyrene used when pouring the concrete around the boxes, this plug stops concrete from filling into the box.
- **Installation Instruction Sheet**



Also Available: Cat7 Floor Box (New)

This is currently the largest of our floor boxes.. This floor box will accept 4 x Z Plates. Note that because of the larger dimensions of the box this floor box can be rated to CAT7.

Also Available: Outdoor Floor Box Datasheet