



PULLING EYE SYSTEMS

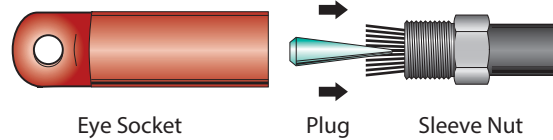


Reusable Power Cable Pulling Eyes

Condux non-crimp Reusable Cable Pulling Eyes waste virtually no cable and all components are completely reusable. These eyes will remain firmly secured on the cable for a confident pull. No special tools or crimpers are required for installation.

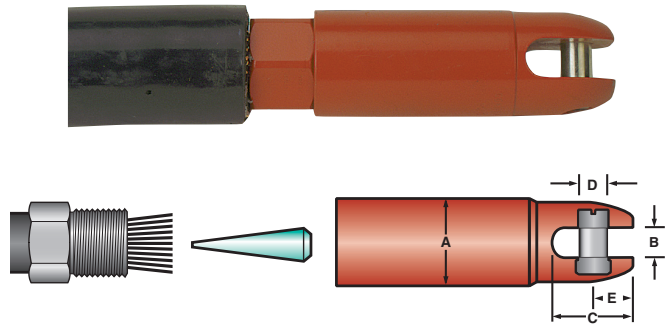
Three designs of Reusable Power Pulling Eyes are available: Clevis Head, Standard Head, and Swivel Head.

For ease of ordering and cost savings, kits are available for Clevis, Swivel and Standard Head Reusable Eyes. See pages 62 - 64 for information.



Reusable Power Pulling Eyes, Clevis Head

The Clevis Head Power Pulling Eyes feature a slotted head with clevis pin to allow direct attachment to a Condux multiple pulling harness. When pulling multiple cables into a single conduit, the conductors can be attached to a harness and installation is simplified to a single pull of one assembly. Each Clevis Head Power Pulling Eye includes a clevis socket, sleeve nut, and plug.



Part Number	Cable Size	Color	Maximum Conductor Diameter		Max Eye OD A		Slot Width B		Slot Depth C		Pin Diameter D		Pin Center E		Replacement Plug Part Number	Load Rating	
			(IN.)	(MM)	(IN.)	(MM)	(IN.)	(MM)	(IN.)	(MM)	(IN.)	(MM)	(IN.)	(MM)		LBS	KG
08918150*	2500 kcmil	Green	1.824	46	3.00	76	1.00	25	2.80	71	.88	22	1.23	31	08918123	25000	11340
08918050*	2000 kcmil	Red	1.601	41	2.50	64	1.00	25	2.80	71	.88	22	1.23	31	08918023	25000	11340
08917750*	1750 kcmil	Yellow	1.526	39	2.50	64	1.00	25	2.80	71	.88	22	1.23	31	08917723	25000	11340
08917950*	1500 kcmil	Black	1.412	36	2.38	60	.75	19	1.78	45	.63	16	.72	18	08917923	15000	6804
08917850*	1250 kcmil	Blue	1.289	33	2.25	57	.75	19	1.78	45	.63	16	.72	18	08917823	15000	6804
08917150*	1000 kcmil	Orange	1.152	29	2.06	52	.75	19	1.78	45	.63	16	.72	18	08917123	15000	6804
08917250*	750 kcmil	Brown	.998	25	1.75	44	.63	16	1.59	40	.56	14	.78	20	08917223	10000	4536
08917350*	700 kcmil	Gray	.964	24	1.75	44	.63	16	1.59	40	.56	14	.78	20	08917323	10000	4536
08918250*	600 kcmil	Green	.937	24	1.75	44	.63	16	1.59	40	.56	14	.78	20	08918223	10000	4536
08917450*	500 kcmil	Yellow	.813	21	1.44	37	.59	15	1.41	36	.44	11	.59	15	08917423	7000	3175
08918350*	400 kcmil	Black	.713	18	1.44	37	.59	15	1.41	36	.44	11	.59	15	08918323	5000	2268
08917550*	350 kcmil	White	.681	17	1.25	32	.56	14	1.34	34	.38	10	.59	15	08917523	2500	1134
08960350**	250 kcmil	Blue	.575	15	1.13	29	.38	10	1.06	27	.31	8	.53	13	08960323	2500	1134
08960450**	4/0 AWG	Green	.528	13	1.00	25	.38	10	1.06	27	.31	8	.53	13	08960423	2500	1134
08960950**	3/0 AWG	Orange	.475	12	1.00	25	.38	10	1.06	27	.31	8	.53	13	08960923	2500	1134
08960850**	2/0 AWG	Black	.419	11	1.00	25	.38	10	1.06	27	.31	8	.53	13	08960823	2500	1134
08960550**	1/0 AWG	Red	.373	9	0.88	22	.38	10	1.06	27	.31	8	.53	13	08960523	2500	1134

* - Compatible with all Condux pulling harness legs.

** - Compatible with 3/8" (3 mm) and 1/2" (6 mm) Condux pulling harness legs.

Will not work on flat aluminum stranded conductor.



PULLING EYE SYSTEMS

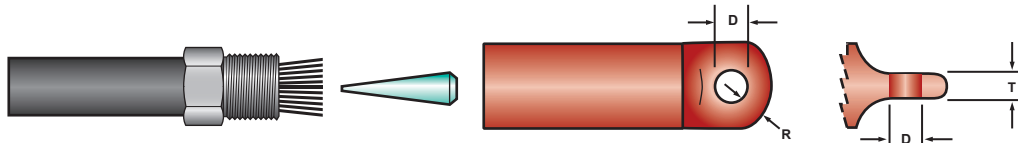


Reusable Power Pulling Eyes, Standard Head

The Standard Head Power Pulling Eyes are an excellent alternative when pulling multiple cables into a single conduit. Single conductors can be attached to a Condux Multiple Pulling Harness with links or with Condux swivels. Installation is then simplified to a single pull of one assembly. Each Standard Power Pulling Eye includes an eye socket, sleeve nut, and plug.



For swivel compatibility, refer to compatibility chart on page 37.



Part Number	Cable Size	Color	Maximum Conductor Diameter		Max Eye OD		Hole Diameter D		Eye Thickness T		Eye Width R		Replacement Plug Part Number	Working Load	
			(IN.)	(MM)	(IN.)	(MM)	(IN.)	(MM)	(IN.)	(MM)	(IN.)	(MM)		LBS	KN
08918455	6000 kcmil	Orange	2.785	71	4.50	114	1.31	33	1.50	38	1.22	31	08918423	59,000	262.4
08918440	5000 kcmil	White	2.500	64	4.50	114	1.31	33	1.50	38	1.22	31	08918423	59,000	262.4
08918450	4000 kcmil	Yellow	2.220	56	4.00	102	1.25	32	1.50	38	1.25	32	08918423	42,500	189.0
08918445	3500 kcmil	Black	2.160	55	4.00	102	1.25	32	1.50	38	1.25	32	08918423	42,500	189.0
08918430	3000 kcmil	Gray	2.030	52	4.00	102	0.88	22	.94	24	.81	21	08918423	26,000	115.6
08918585	2750 kcmil	White	1.964	50	4.00	102	0.88	22	.94	24	.81	21	08918423	26,000	115.6
08918580	2500 kcmil	Green	1.923	49	4.00	102	0.88	22	.94	24	.81	21	08918123	26,000	115.6
08918575	2000 kcmil	Red	1.700	43	2.63	67	1.00	25	.88	22	.75	19	08918023	25,000	111.2
08918570	1750 kcmil	Yellow	1.625	41	2.63	67	1.00	25	.88	22	.75	19	08917723	25,000	111.2
08918565	1500 kcmil	Black	1.469	37	2.63	67	1.00	25	.88	22	.75	19	08917923	25,000	111.2
08918560	1250 kcmil	Blue	1.328	34	2.63	67	1.00	25	.88	22	.75	19	08917823	25,000	111.2
08918555	1000 kcmil	Orange	1.203	31	2.00	51	0.69	17	.63	16	.59	15	08917123	13,500	60.0
08918550	750 kcmil	Brown	1.031	26	2.00	51	0.69	17	.63	16	.59	15	08917223	13,500	60.0
08918545	700 kcmil	Gray	1.00	25	2.00	51	0.69	17	.63	16	.59	15	08917323	13,500	60.0
08918540	600 kcmil	Green	.906	23	2.00	51	0.69	17	.63	16	.59	15	08918223	13,500	60.0
08918535	500 kcmil	Yellow	.843	21	1.88	48	0.69	17	.50	13	.59	15	08917423	8,500	37.8
08918530	400 kcmil	Black	.750	19	1.88	48	0.69	17	.50	13	.59	15	08918323	8,500	37.8
08918525	350 kcmil	White	.718	18	1.88	48	0.69	17	.50	13	.59	15	08917523	8,500	37.8
08918520	250 kcmil	Blue	.640	16	1.25	32	0.50	13	.50	13	.38	10	08960323	6,500	28.9
08918515	4/0 AWG	Green	.531	13	1.25	32	0.50	13	.50	13	.38	10	08960423	6,500	28.9
08918510	3/0 AWG	Orange	.475	12	1.25	32	0.50	13	.50	13	.38	10	08960923	6,500	28.9
08918505	2/0 AWG	Black	.431	11	1.25	32	0.50	13	.50	13	.38	10	08960823	6,500	28.9
08918500	1/0 AWG	Red	.390	10	1.25	32	0.50	13	.50	13	.38	10	08960523	6,500	28.9

3:1 Safety Factor

! Will not work on flat aluminum stranded conductor.



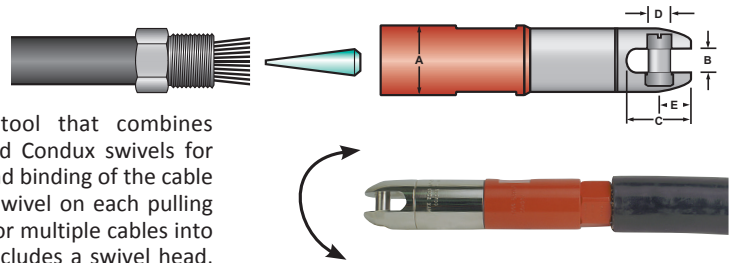
PULLING EYES & ACCESSORIES



PULLING EYE SYSTEMS

Reusable Power Pulling Eyes, Swivel Head

The Swivel Head Power Pulling Eye is a hybrid tool that combines features from standard reusable power pulling eyes and Condux swivels for superior performance. A swivel head prevents twisting and binding of the cable as it is installed. It eliminates the need for a separate swivel on each pulling eye when installing single cables into individual conduits or multiple cables into a single conduit. Each Swivel Head Power Pulling Eye includes a swivel head, sleeve nut, and plug.



Part Number	Cable Size	Color	Maximum Conductor Diameter		Max Eye OD A		Slot Width B		Slot Depth C		Pin Diameter D		Pin Center E		Replacement Plug Part Number	Load Rating	
			(IN.)	(MM)	(IN.)	(MM)	(IN.)	(MM)	(IN.)	(MM)	(IN.)	(MM)	(IN.)	(MM)		LBS	KG
08918175*	2500 kcmil	Green	1.824	46	3.00	76	1.00	25	2.80	71	.88	22	1.23	31	08918123	25000	11340
08918075*	2000 kcmil	Red	1.601	41	2.50	64	1.00	25	2.80	71	.88	22	1.23	31	08918023	25000	11340
08917775*	1750 kcmil	Yellow	1.526	39	2.50	64	1.00	25	2.80	71	.88	22	1.23	31	08917723	25000	11340
08917975*	1500 kcmil	Black	1.412	36	2.38	60	.75	19	1.78	45	.63	16	.72	18	08917923	15000	6804
08917875*	1250 kcmil	Blue	1.289	33	2.25	57	.75	19	1.78	45	.63	16	.72	18	08917823	15000	6804
08917175*	1000 kcmil	Orange	1.152	29	2.06	52	.75	19	1.78	45	.63	16	.72	18	08917123	15000	6804
08917275*	750 kcmil	Brown	.998	25	1.75	44	.63	16	1.59	40	.56	14	.78	20	08917223	10000	4536
08917375*	700 kcmil	Gray	.964	24	1.75	44	.63	16	1.59	40	.56	14	.78	20	08917323	10000	4536
08918275*	600 kcmil	Green	.9367	24	1.75	44	.63	16	1.59	40	.56	14	.78	19	08918223	10000	4536
08917475*	500 kcmil	Yellow	.813	21	1.44	37	.56	14	1.31	33	.44	11	.56	14	08917423	10000	4536
08918375*	400 kcmil	Black	.7125	18	1.44	37	.56	14	1.31	33	.44	11	.56	14	08918323	7000	3175
08917575*	350 kcmil	White	.681	17	1.25	32	.56	14	1.34	34	.38	10	.59	15	08917523	5000	2268
08960375**	250 kcmil	Blue	.575	15	1.13	29	.38	10	1.03	26	.31	8	.53	13	08960323	2500	1134
08960475**	4/0 AWG	Green	.528	13	1.00	25	.38	10	1.03	26	.31	8	.53	13	08960423	2500	1134
08960975**	3/0 AWG	Orange	.475	12	1.00	25	.38	10	1.03	26	.31	8	.53	13	08960923	2500	1134
08960875**	2/0 AWG	Black	.419	11	1.00	25	.38	10	1.03	26	.31	8	.53	13	08960823	2500	1134
08960575**	1/0 AWG	Red	.373	10	.88	22	.38	10	1.03	26	.31	8	.53	13	08960523	2500	1134

* - Compatible with all Condux pulling harness legs.

** - Compatible with 3/8" (3 mm) and 1/2" (6 mm) Condux pulling harness legs.

Will not work on flat aluminum stranded conductor.

Reusable Power Pulling Eye Kits

For cost savings and ease of ordering, Condux has prepared kits for the Clevis, Standard, and Swivel Head Reusable Power Pulling Eyes.



Clevis Head Kits

Part Number	Description
08917010	Kit for 350 to 1000 kcmil power pulling eyes with clevis ends. Includes 3 each of the eyes for 350 to 1000 kcmil cable. NOTE: Does not include 400 or 600kcmil.
08917060	Kit for 1/0 AWG to 250 kcmil power pulling eyes with clevis ends. Includes three each of the eyes for 1/0 AWG to 250 kcmil cable. NOTE: Does not include 3/0 AWG.

Standard Head Kits

Part Number	Description
08918595	Kit for 350 to 1000 kcmil power pulling eyes with eye ends. Includes three each of the eyes for 350 to 1000 kcmil cable. NOTE: Does not include 400 or 600kcmil.
08918590	Kit for 1/0 AWG to 250 kcmil power pulling eyes with eye ends. Includes three each of the eyes for 1/0 AWG to 250 kcmil cable. NOTE: Does not include 3/0 AWG.

Swivel Head Kits

Part Number	Description
08917030	Kit for 350 to 1000 kcmil power pulling eyes with swivel ends. Includes three each of the eyes for 350 to 1000 kcmil cable. NOTE: Does not include 400 or 600kcmil.
08917080	Kit for 1/0 AWG to 250 kcmil power pulling eyes with swivel ends. Includes three each of the eyes for 1/0 AWG to 250 kcmil cable. NOTE: Does not include 3/0 AWG.

Replacement Case

Part Number	Description
08917086	Replacement case is available for the Reusable Power Pulling Eyes. This case includes a foam insert for the storage of the power pulling eyes.